



为您的产品保驾护航

PRODUCT DATASHEET

Nano Fuses · Surface Mount

JFC1206FS FAST ACTING FUSE


Description

JFC1206FS Series are the fuses set the industry standard for performance, reliability and quality. The solder - free design provides excellent on - off and temperature cycling characteristics during use and also makes our SMD fuses more heat and shock tolerant than typical subminiature fuses.

Features

- Rapid interruption of excessive current
- Compatible with reflow and wave solder
- Ceramic and glass construction
- One time positive disconnect
- Lead Free and Halogen free material

Agency Approvals

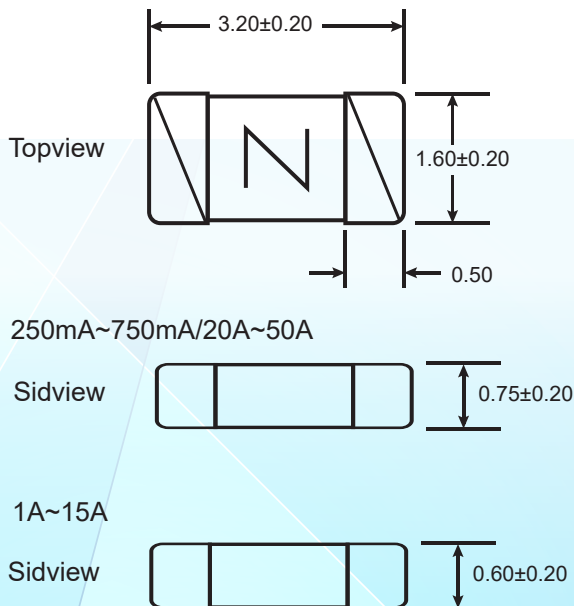
Agency	Agency File Number
	E486200

Electrical Characteristics

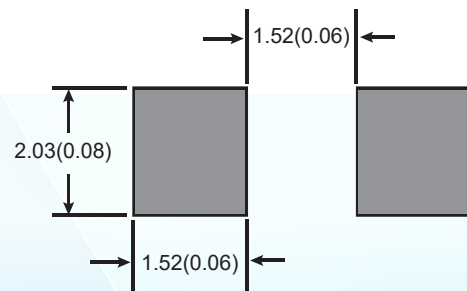
Rated Current	1.0In	2.5In	3.5In
250mA~5A	4 hour min.	5 sec max.	-
6A~50A		-	5 sec max.

Dimensions

Drawing not to scale (Unit: mm)



Recommended land pattern Unit: mm(inch)



Performance Specification

Part No.	Rated Voltage DC(Vdc)	Rated Current (A)	Breaking Capacity	Typical Cold Resistance (mΩ) **	Typical Voltage Drop (mV)	Typical Pre-Arcing I ² t (A ² Sec) ^{***}	Aplha Marking		
JFC1206-0250FS	72	0.25	50A@72Vdc	3608	1407	0.0004	.25		
JFC1206-0375FS		0.375		1882	718	0.0008	E		
JFC1206-0500FS		0.50		1028	650	0.0019	B		
JFC1206-0750FS		0.75		601	616	0.0057	.75		
JFC1206-1100FS		63		1.0	50A@63Vdc	490	510	0.10	H
JFC1206-1125FS		32		1.25	150A@32Vdc	315	500	0.13	h
JFC1206-1150FS		24		1.5	300A@24Vdc	240	367	0.15	K
JFC1206-1200FS		2.0		132	316	0.41	N		
JFC1206-1250FS		2.5		77	240	0.65	O		
JFC1206-1300FS		3.0		48	187	1.39	P		
JFC1206-1350FS		3.5		40	180	1.68	R		
JFC1206-1400FS		4.0		35	173	1.73	S		
JFC1206-1450FS		4.5		30	164	2.62	X		
JFC1206-1500FS		5.0		25	141	2.89	T		
JFC1206-1600FS	32	6.0	150A@32Vdc	16.5	142	11.0	F		
JFC1206-1700FS		7.0		12	140	12.5	7		
JFC1206-1800FS		8.0		8.5	110	14.0	M		
JFC1206-2100FS		10		6.8	100	20.0	U		
JFC1206-2120FS		12		5.0	85	36.3	12		
JFC1206-2150FS		15		3.9	78	43.8	15		
JFC1206-2200FS		20		1.8	60	47.17	20		
JFC1206-2250FS		25		1.6	90	60	L		
JFC1206-2300FS		30		1.3	90	100	Z		
JFC1206-2400FS		24		40	200A@32Vdc	0.85	95	160	XL
JFC1206-2500FS	50		200A@24Vdc	0.70	95	260	50		

* Typical Pre-arcing I²t are measured at 10In Current

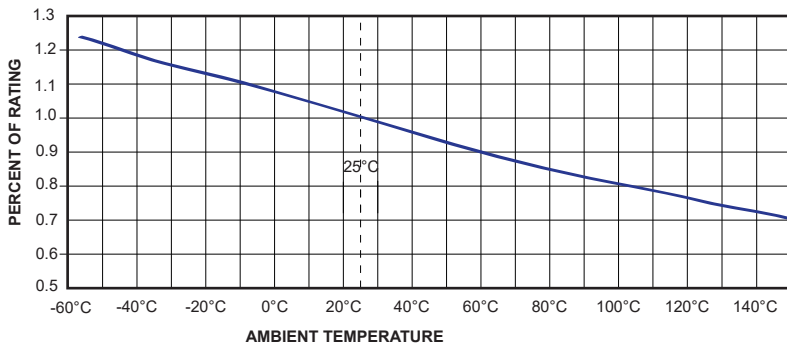
** DC Interrupting Rating (Measured at rated voltage, time constant of less than 50 microseconds, battery source)

*** DC Cold Resistance are measured at <10% of rated current in ambient temperature of 25°C

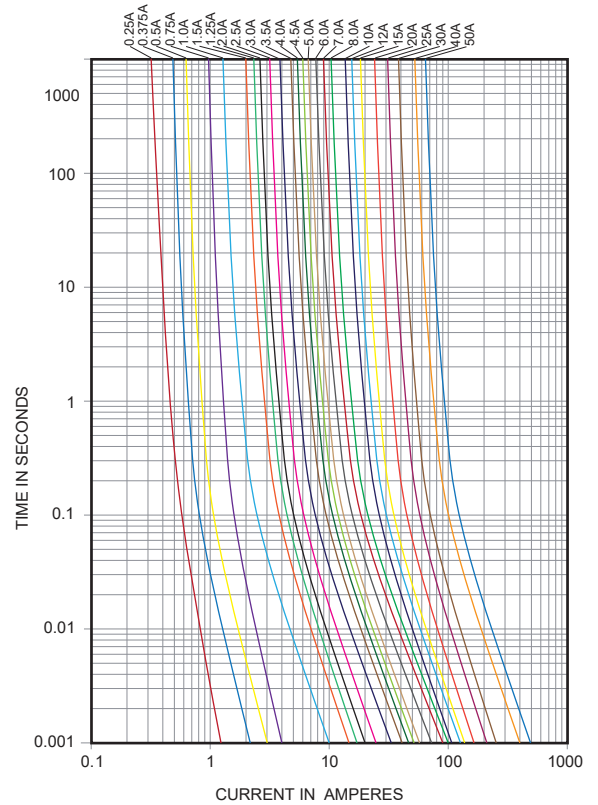
Environmental Characteristic

- Normal ambient temperature: 23+/-3°C,
- Operating temperature: -55 ~ 150°C, with proper correction factor applied

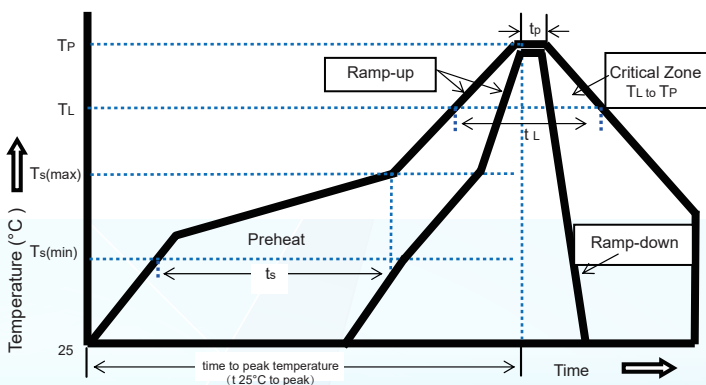
Temperature Derating Curve



Average Time-Current Curve



Recommended Soldering Parameters

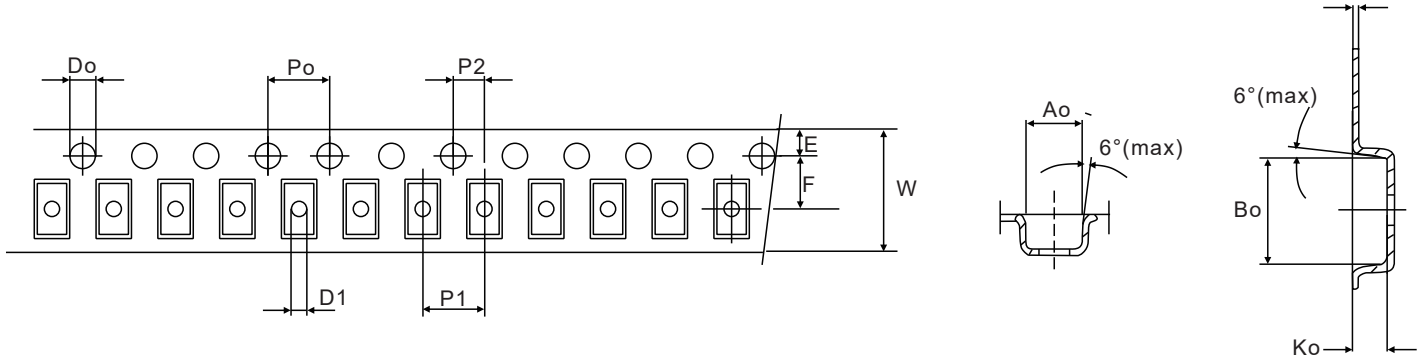


Soldering Method		Parameter
Wave solder	Reservoir temperature	260°C
	Time in reservoir	10 Secs max
Infrared reflow	Temperature	260°C
	Time	30 Secs max

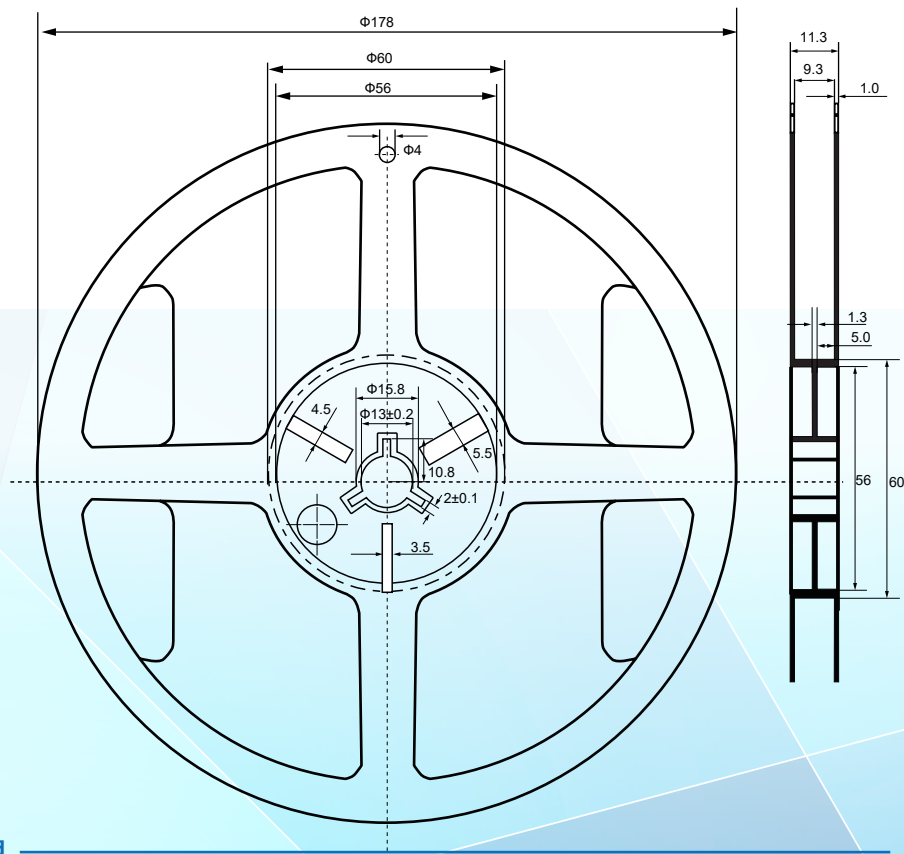
Profile Feature		Lead(Pb) free solder
Preheat and soak	Temperature min (T _{smin})	150°C
	Temperature max (T _{smax})	200°C
	Time (T _{smin} to T _{smax})(ts)	60-120 Secs
Average ramp up rate T _{smax} to T _p		3°C/Secs Max
Liquidous temperature(T _L)		217°C
Time at liquidous(t _L)		60-150 Secs
Peak package body temperature (T _P)		260°C
Time (t _P) within 5°C of the specified calssification temperaturea(T _c)		30 Secs
Average ramp-down rate (T _P to T _{smax})		6°C/Secs Max
Time (25°C to Peak Temperature)		8 Minutes Max

Packing

No.	Quantity & Packaging Code
JFC1206FS	3000 fuses/reel 8mm tape-and-reel on a 7 inch (178mm) reel per EIA Standard 481



Symbol	A0	B0	K0	P0	P1	P2
Spec	1.80±0.10	3.50±0.10	1.27±0.10	4.00±0.10	4.00±0.10	2.00±0.10
Symbol	E	F	D0	D1	W	T
Spec	1.75±0.10	3.50±0.10	1.50±0.10	1.00(max)	8.00±0.10	0.25±0.05

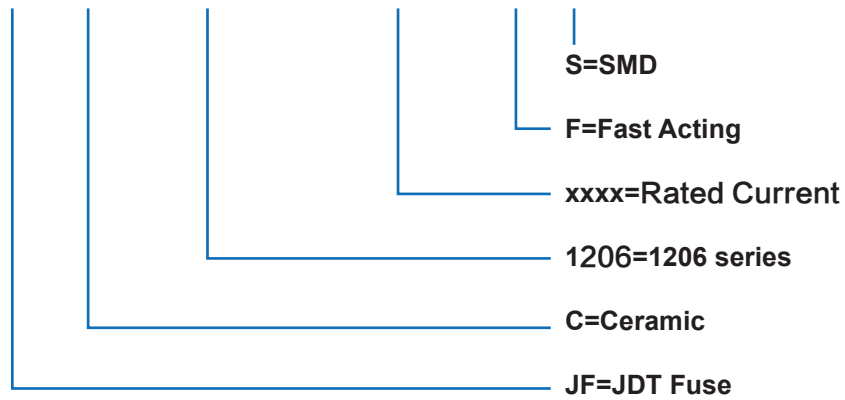


Packing

No.	Quantity &Packaging Code
JFC1206FS	3000 fuses/reel 8mm tape-and-reel on a 7 inch (178mm) reel per EIA Standard 481

Part Numbering System

JF C 1206 - xxxx F S



Others

- If in use beyond the requirements of the specifications, must pass through the mutual confirmation !
- If the specification is not appropriate, must through consultation between the two sides and by the company to modify.
- It could be in conformance with another file which made by our company.